

Table of Contents of Part 3.

Topic	Page
Introduction	2
Number and Penetration of Independent Living Units	4
Number and Penetration of Assisted Living Units	5
Number and Penetration of Alzheimer's Care Units	6
Number and Penetration of Nursing Care Units	7
Growth of Age-Qualified Service-Enriched Housing Properties	8

Age-Qualified Housing in Prince George's County and the DC Metro Area

This section includes information about age-qualified, service-enriched housing in Prince George's County and the DC metro area. Service-enriched housing is housing that includes services in the monthly fee. The unit is the apartment or room in the building for independent living, assisted living and dementia care. In nursing care facilities, the unit is a bed. Beds are also used to enumerate capacity in assisted living and Alzheimer's care residences. In this report, the unit counted is the number of rooms or apartments in the physical plant, because that is a more concrete number. The number of beds may change from day to day, but the number of apartments remains constant.

The charts on the following pages show the number of units of professional service-enriched housing and the penetration rate of each type of service level per 65+ population.

Professional. The designation of professional includes those properties that have either 25 or more units or beds. This designation is used to separate the small properties where services are often provided in the homes of individuals and that are often staffed by family members from properties that are larger and that are often owned and/or operated by a corporation. The properties that are omitted when only considering professional are primarily the small assisted living residences that typically have from 4 to 15 beds.

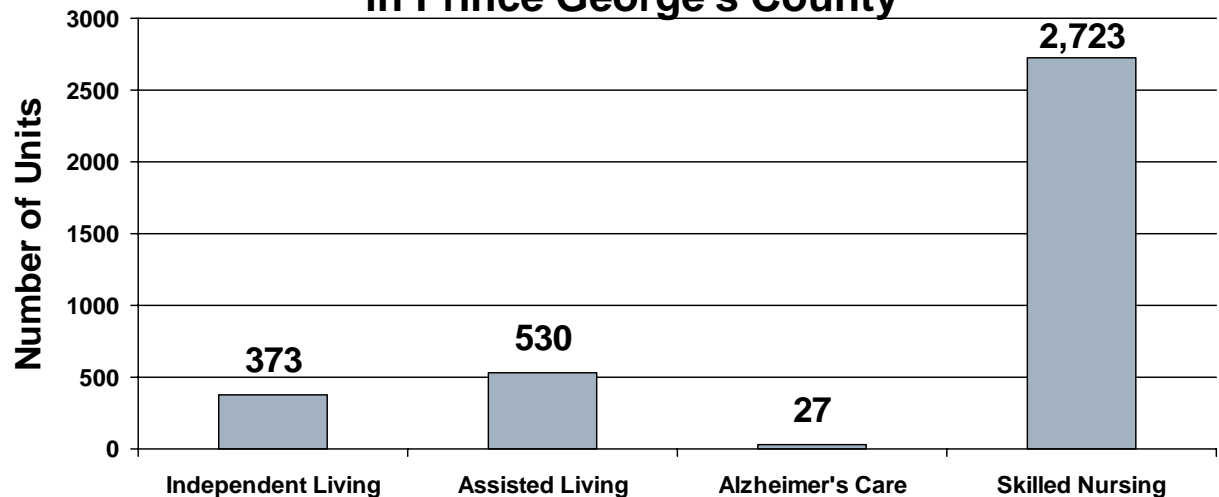
Age-qualified, service-enriched housing does not include Senior Apartments, and subsidized housing. Neither of these forms of housing typically include services in the monthly fee. In 2005, there were 32 private market senior residences, (senior apartments: a total 3,525 units, located in the county, Prince George's County 2006-2010 Consolidated Plan). Prince George's County has 520 units in seven publicly owned low-income senior housing facilities.

Total Number of Age-Qualified Units in Prince George's County, Maryland

The total number of age-qualified service-enriched units (beds) in Prince George's County include 373 independent living, 530 assisted living, 27 Alzheimer's care, and 2,723 nursing care units.

These figures only include properties with 25 or more units or beds.

Number of All Age-Qualified Service-Enriched Housing Units in Properties with 25+ Units in Prince George's County



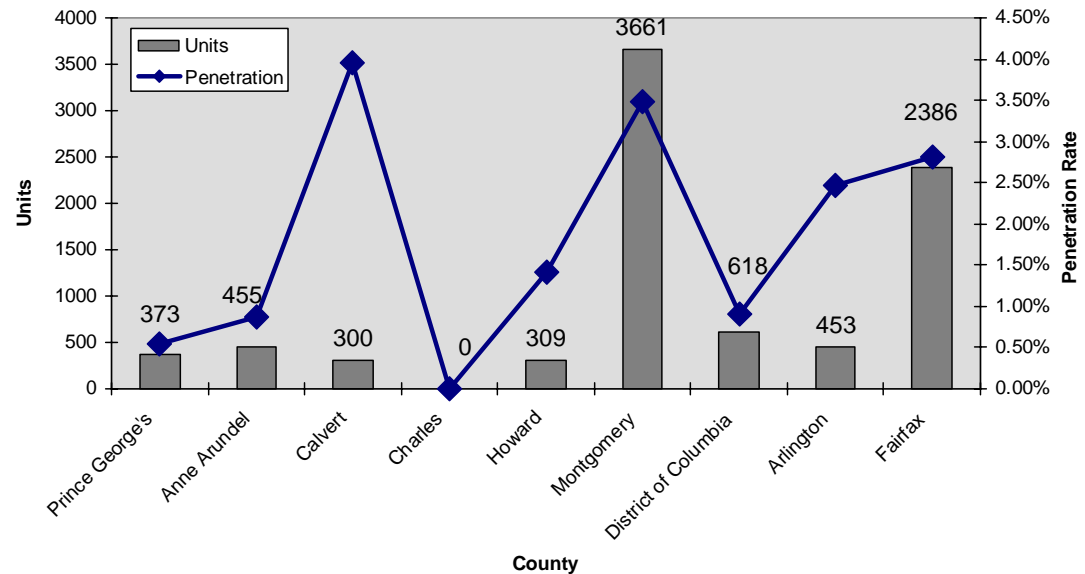
Number and Penetration of Independent Living Units

Prince George's County has 373 independent living units in market rate, professional independent living communities. Professional is defined as communities with more than 25 units and which are likely to be managed by a corporate entity.

Prince George's County has a penetration rate of 0.55 percent. The average penetration rate in the metropolitan areas in the U.S. is 1.35 percent. Three other counties in the DC metro area have penetration rates lower than the average penetration rate seen in the 30 largest metropolitan areas in the U.S.

Prince George's County has two properties that offer independent living: Collington Episcopal Life Care Community and Rexford Place.

Number of Units of Independent Living and Penetration Rate/65+ Population



Penetration Rate. The Penetration Rate is the proportion of units of age-qualified housing to the 65+ population. The Penetration Rate allows comparison between areas.

Number and Penetration of Assisted Living Units

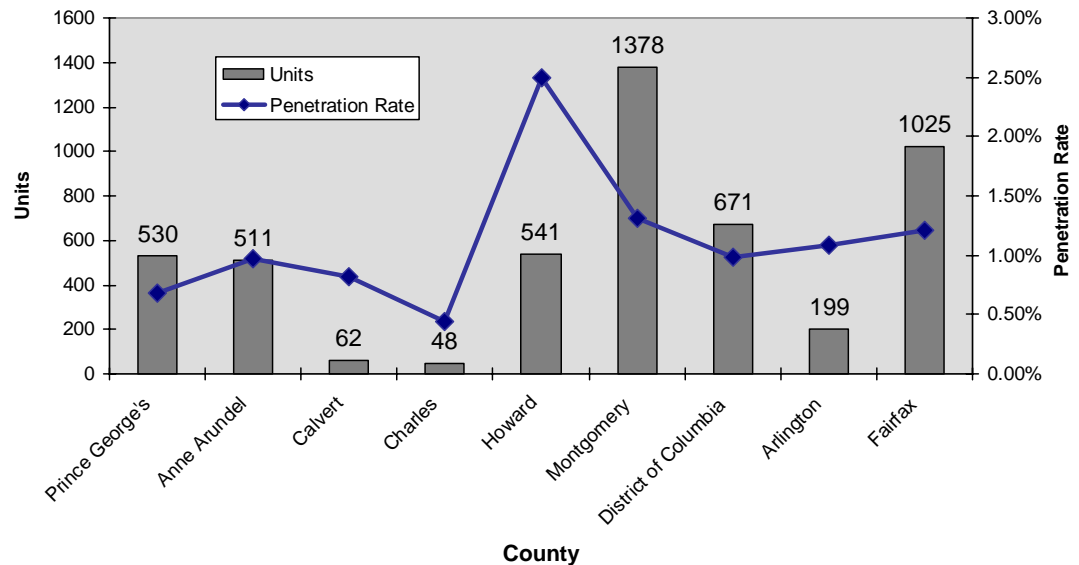
Prince George's County has approximately 530 assisted living apartments that are in professional assisted living residences (residences with 25 more apartments or beds).

Prince George's County has a penetration rate of 0.76 percent. The average penetration rate in the metropolitan areas in the U.S. is 1.06 percent.

The assisted living residences include:

- Collington Episcopal Life Care Community
- Crescent Cities Center
- Heartfields at Bowie
- Hillhaven Nursing Center
- Independence Court Of Hyattsville
- Malta House
- Morningside House Of Laurel
- Paint Branch Home
- Rexford Place
- Summerville at Woodward Estate.

Number of Units of Assisted Living and Penetration Rate per 65+ Population



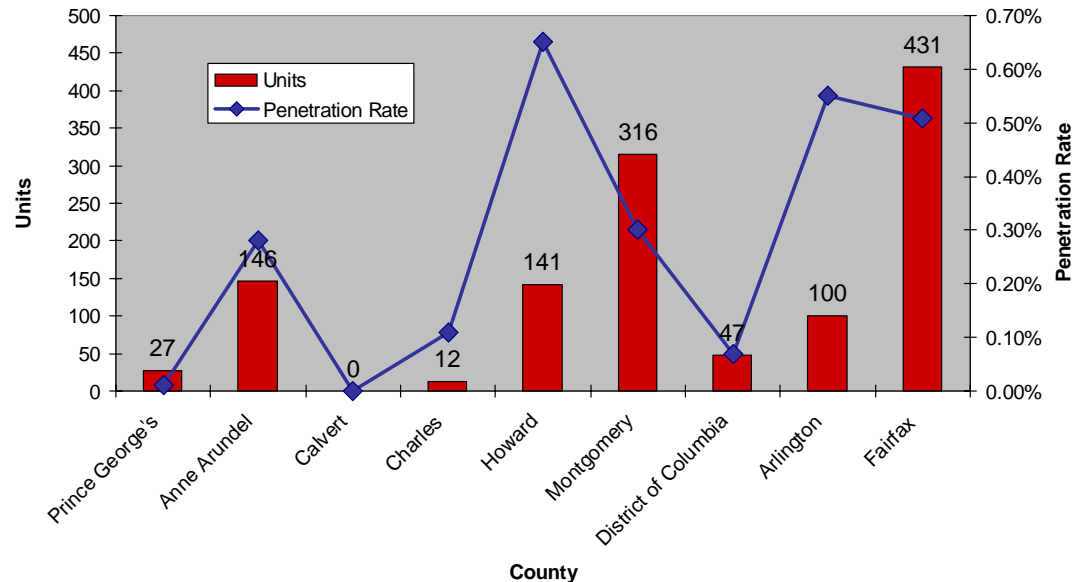
Number and Penetration of Alzheimer's Care Units

Prince George's County has approximately 27 Alzheimer's care apartments that are in professional Alzheimer's Care residences (residences with 25 more apartments or beds).

Prince George's County has a penetration rate of 0.04 percent. The average penetration rate in the metropolitan areas in the U.S. is 0.19 percent.

The Alzheimer's Care residences include: Collington Episcopal Life Care Community, and Rexford Place.

Number of Units of Alzheimer's Care and Penetration Rate per 65+ Population



Number and Penetration of Nursing Care Units

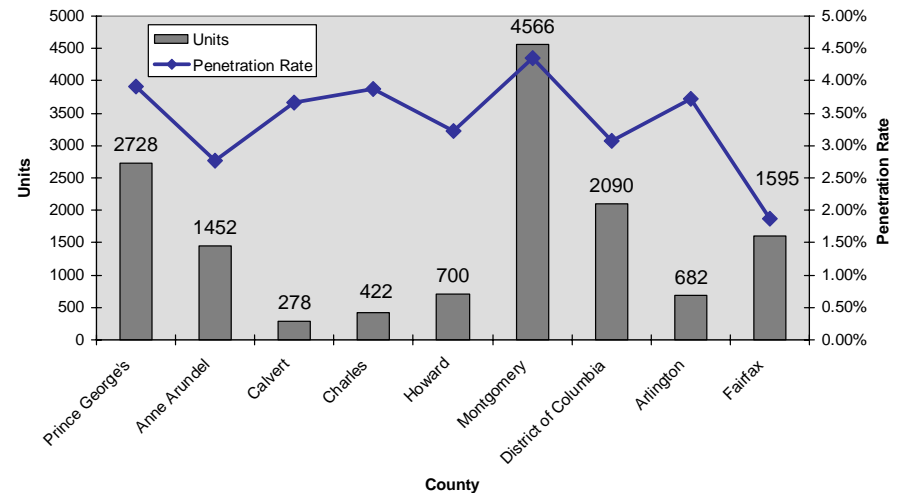
Prince George's County has approximately 2,728 nursing care beds that are in professional nursing care centers. By professional, we mean they are in residences with 25 more apartments or beds.

Prince George's County has a penetration rate of 3.91 percent. The average penetration rate in the metropolitan areas in the U.S. is 3.73 percent.

The Nursing Care Properties include:

- Bradford Oaks Nursing & Rehabilitation Center
- Cherry Lane
- Clinton Nursing & Rehab
- Collington Episcopal Life Care Community
- Crescent Cities Center
- Forestville Health and Rehab Center
- Fort Washington Health and Rehabilitation Center
- Future Care Pineview
- Gladys Spellman Specialty Hospital

Number of Nursing Care Beds and Penetration per 65+ Population

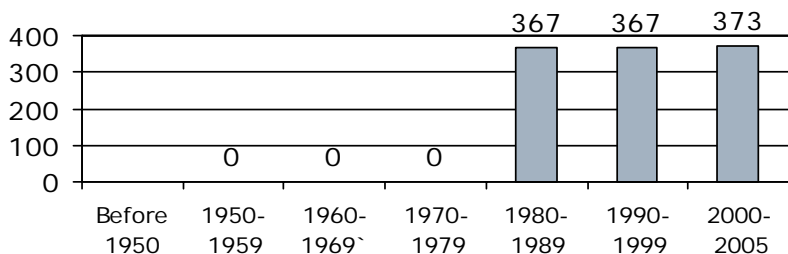


- Harborside Healthcare - Larkin Chase Heartland Health
- Care Center of Adelphi
- Heartland Health Care Center of Hyattsville
- Hillhaven Nursing Center
- Magnolia Center
- Manor Care Health Services - Largo
- Mariner Health Greater Laurel
- Sacred Heart Home Inc.
- St. Thomas Moore Nursing and Rehabilitation Center
- Villa Rosa Nursing Home

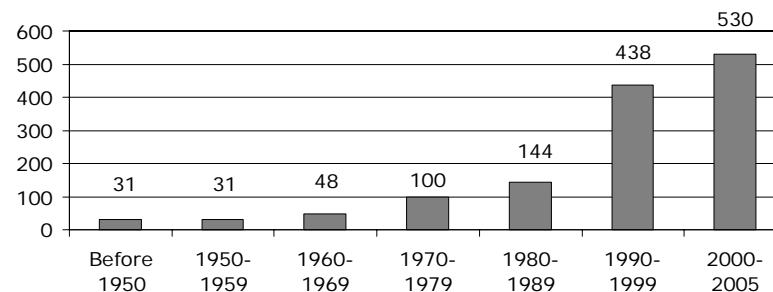
Growth of Age-Qualified Service Enriched Housing Properties in Prince George's County (25+ Units)

The number of units (or beds) of each type of age-qualified, service-enriched housing present in Prince George's County during each decade since 1950 is shown in these charts. The majority of the housing has been built since 1980.

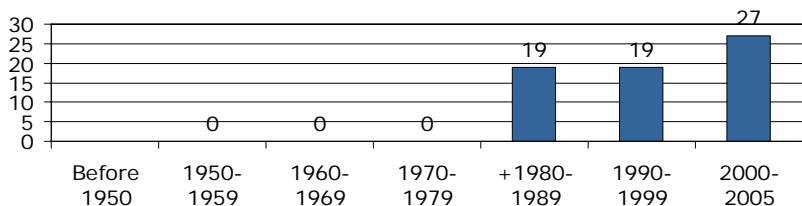
Growth of Independent Living Units



Growth of Assisted Living Units



Growth of Alzheimer's Care Units



Growth of Nursing Care Beds

