

Appendix A: Charts and Tables

Charts 1–12, Small, Medium, and Large Slaveholdings Over Time

Sources used to determine population estimates and the percentages of Prince George's County slaves on small, medium, and large slaveholdings include Menard (1975) and Kulikoff (1976) for the years 1658 through 1779 and census records for the years 1790 through 1860. Chart 13 represents trends in manumissions and sales from 1799–1849.

Charts 1-12: Percentage of Prince George's County Slaves Living on Small, Medium, and Large Plantations, 1658–1860.

Chart 1: 1658–1720

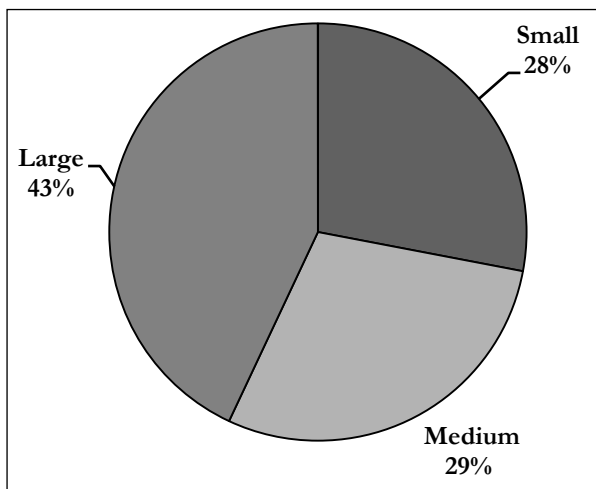


Chart 2: 1721–1730

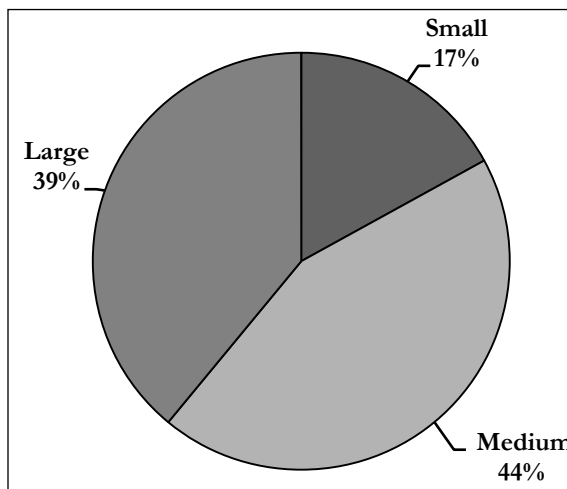


Chart 3: 1731–1740

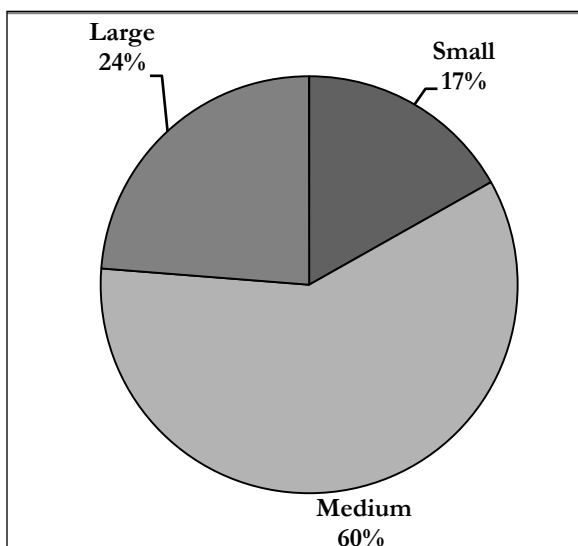


Chart 4: 1741–1750

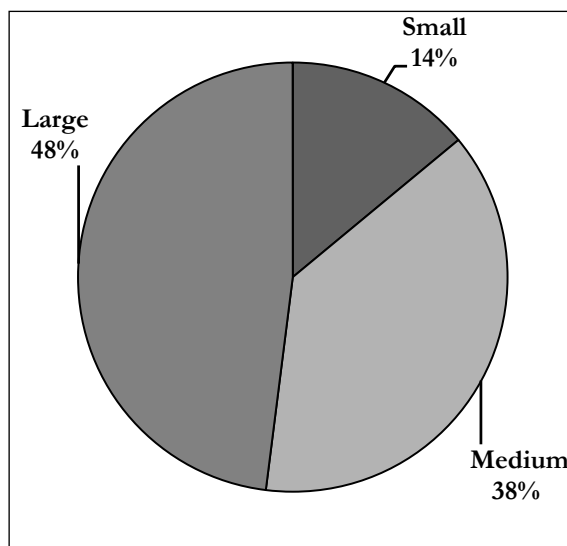


Chart 5: 1751-1760

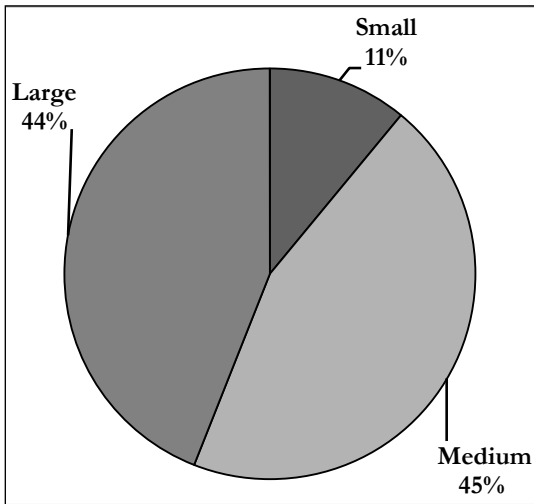


Chart 6: 1761-1770

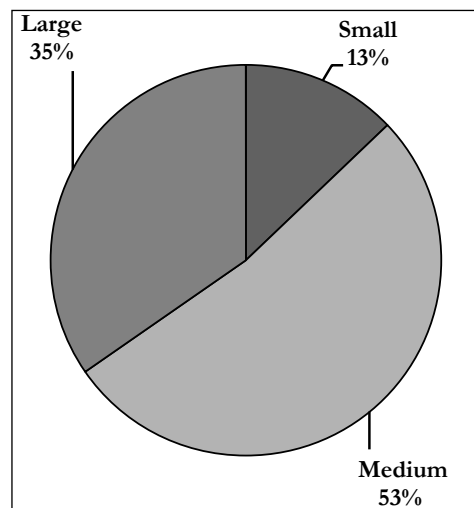


Chart 7: 1771-1779

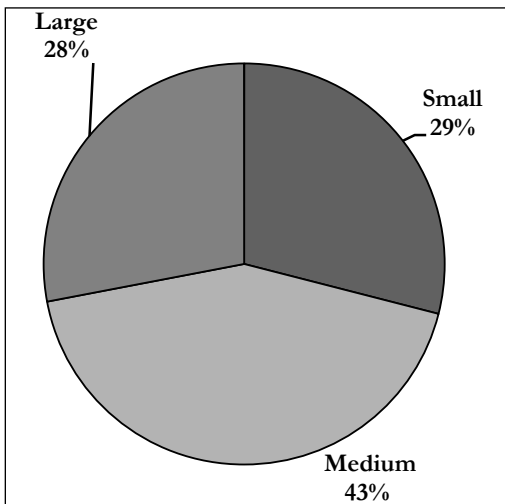


Chart 8: 1776

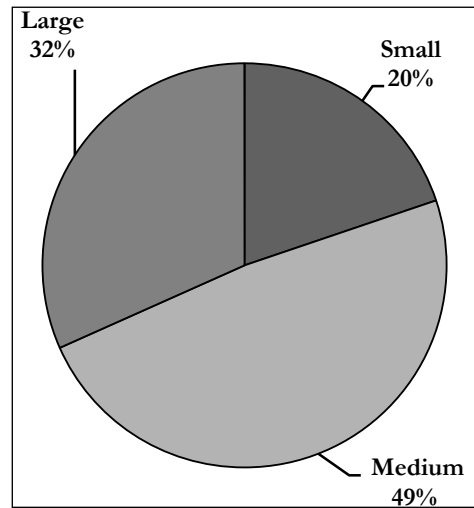


Chart 9: 1790

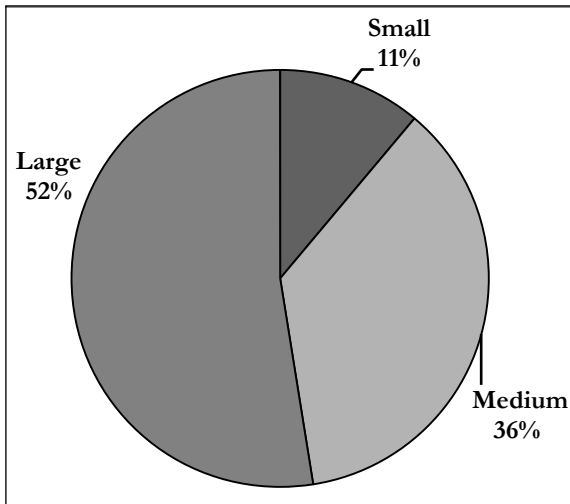


Chart 10: 1840

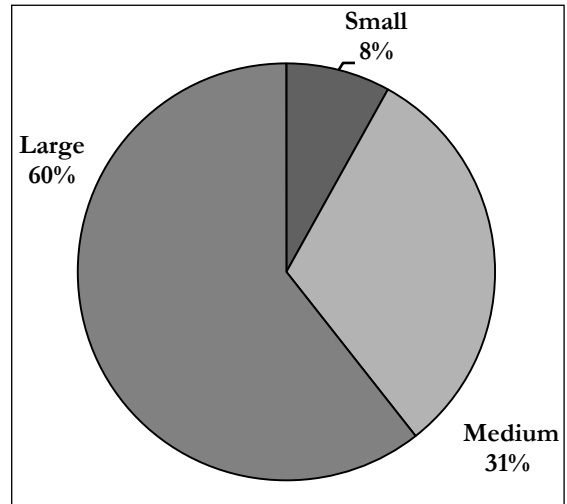


Chart 11: 1850

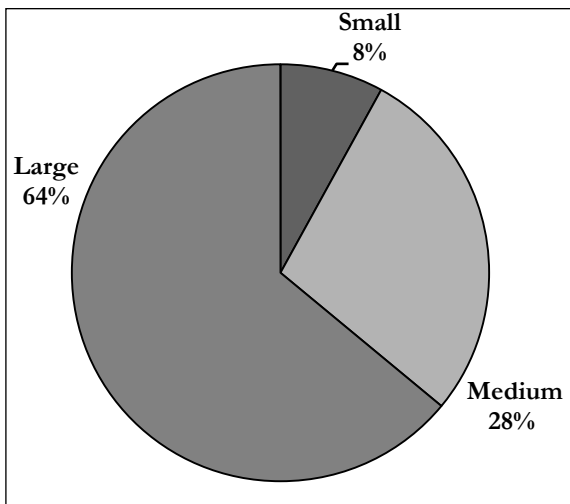


Chart 12: 1860

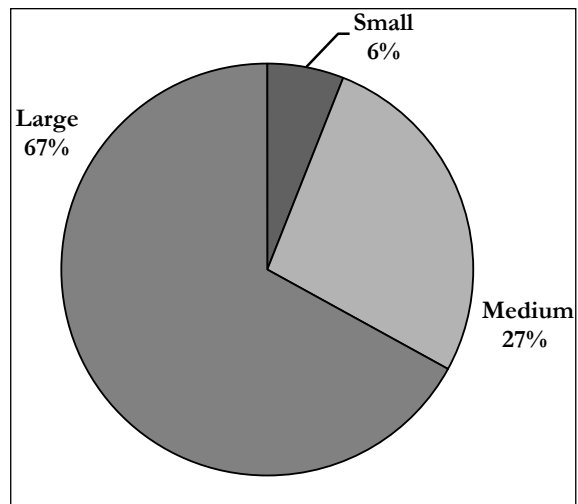
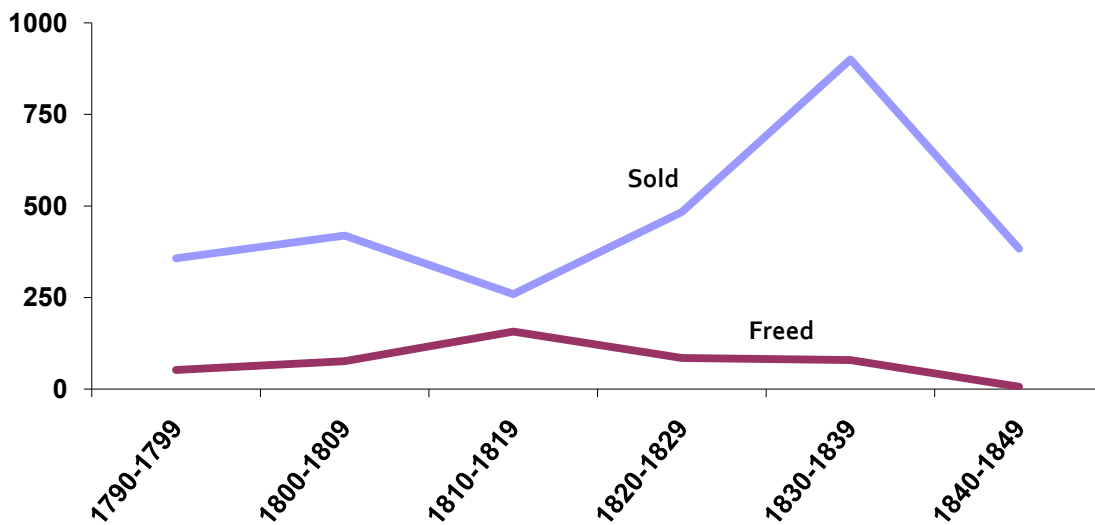


Chart 13: Trends in Manumissions and Sales, 1799–1849



| Decade | Sold | Manumitted | Total |
|-----------|------|------------|-------|
| 1790-1799 | 357 | 52 | 409 |
| 1800-1809 | 419 | 76 | 495 |
| 1810-1819 | 259 | 157 | 416 |
| 1820-1829 | 483 | 85 | 568 |
| 1830-1839 | 900 | 79 | 979 |
| 1840-1849 | 383 | 6 | 389 |

Source: PG Chattel, from Maryland State Archives, *Beneath the Underground: The Flight to Freedom* (www.mdslavery.net).

Table 1: Census Summary for State of Maryland, 1820¹

| County | Total Population | Male Slaves | Female Slaves | Total Slaves | Free Black Males | Free Black Females | Total Free Blacks |
|------------------------|------------------|---------------|---------------|----------------|------------------|--------------------|-------------------|
| Allegany | 8,654 | 399 | 396 | 795 | 103 | 93 | 196 |
| Anne Arundel | 27,165 | 5,450 | 4,851 | 10,301 | 1,641 | 1,733 | 3,374 |
| Baltimore County | 33,463 | 3,713 | 3,007 | 6,720 | 1,077 | 1,086 | 2,163 |
| Baltimore City | 62,738 | 1,927 | 2,389 | 4,316 | 4,363 | 5,963 | 10,326 |
| Calvert | 8,073 | 1,830 | 1,838 | 3,668 | 342 | 352 | 694 |
| Caroline | 10,108 | 787 | 787 | 1,574 | 686 | 704 | 1,390 |
| Cecil | 16,048 | 1,296 | 1,046 | 2,342 | 874 | 909 | 1,783 |
| Charles | 16,500 | 4,787 | 4,632 | 9,419 | 274 | 293 | 567 |
| Dorchester | 17,759 | 2,698 | 2,470 | 5,168 | 1,193 | 1,303 | 2,496 |
| Frederick | 40,459 | 3,575 | 3,110 | 6,685 | 951 | 826 | 1,777 |
| Harford | 15,924 | 1,811 | 1,509 | 3,320 | 691 | 676 | 1,367 |
| Kent | 11,453 | 2,276 | 1,795 | 4,071 | 1,007 | 1,060 | 2,067 |
| Montgomery | 16,400 | 3,388 | 3,008 | 6,396 | 446 | 476 | 922 |
| Prince George's | 20,216 | 5,786 | 5,399 | 11,185 | 548 | 548 | 1,096 |
| Queen Anne's | 14,952 | 2,956 | 2,632 | 5,588 | 1,053 | 1,085 | 2,138 |
| Somerset | 19,579 | 3,876 | 3,365 | 7,241 | 912 | 1,042 | 1,954 |
| St. Mary's | 12,974 | 3,075 | 2,972 | 6,047 | 431 | 463 | 894 |
| Talbot | 14,389 | 2,488 | 2,280 | 4,768 | 1,041 | 1,192 | 2,233 |
| Washington | 23,075 | 1,699 | 1,502 | 3,201 | 289 | 338 | 627 |
| Worcester | 17,421 | 2,514 | 2,037 | 4,551 | 816 | 822 | 1,638 |
| TOTAL | 407,350 | 56,373 | 51,025 | 107,398 | 18,746 | 20,984 | 39,730 |

¹ Tables 1 – 5 have been adapted from the Census Summaries provided by the Maryland State Archives on the Beneath the Underground: The Flight to Freedom website (<http://www.mdslavery.net/html/research/census.html>)

Table 2: Census Summary for State of Maryland, 1830

| County | Total Population | Male Slaves | Female Slaves | Total Slaves | Free Black Males | Free Black Female | Total Free Blacks |
|------------------------|------------------|---------------|---------------|----------------|------------------|-------------------|-------------------|
| Allegany | 10,609 | 434 | 384 | 818 | 117 | 105 | 222 |
| Anne Arundel | 28,295 | 5,496 | 4,851 | 10,347 | 1,988 | 2,088 | 4,076 |
| Baltimore County | 120,870 | 5,185 | 5,468 | 10,653 | 7,724 | 10,164 | 17,888 |
| Calvert | 8,900 | 1,958 | 1,941 | 3,899 | 581 | 632 | 1,213 |
| Caroline | 9,070 | 629 | 548 | 1,177 | 786 | 866 | 1,652 |
| Cecil | 15,432 | 893 | 812 | 1,705 | 1,143 | 1,106 | 2,249 |
| Charles | 17,769 | 5,099 | 5,030 | 10,129 | 422 | 429 | 851 |
| Dorchester | 18,686 | 2,624 | 2,377 | 5,001 | 1,486 | 1,514 | 3,000 |
| Frederick | 45,789 | 3,431 | 2,939 | 6,370 | 1,353 | 1,363 | 2,716 |
| Harford | 16,319 | 1,517 | 1,430 | 2,947 | 1,049 | 1,009 | 2,058 |
| Kent | 10,501 | 1,768 | 1,423 | 3,191 | 1,148 | 1,118 | 2,266 |
| Montgomery | 19,816 | 3,361 | 3,086 | 6,447 | 588 | 678 | 1,266 |
| Prince George's | 20,474 | 5,857 | 5,728 | 11,585 | 586 | 616 | 1,202 |
| Queen Anne's | 14,397 | 2,530 | 2,342 | 4,872 | 1,362 | 1,504 | 2,866 |
| Somerset | 20,166 | 3,550 | 3,006 | 6,556 | 1,051 | 1,188 | 2,239 |
| St. Mary's | 13,459 | 3,153 | 3,030 | 6,183 | 628 | 551 | 1,179 |
| Talbot | 12,947 | 2,168 | 2,005 | 4,173 | 1,208 | 1,275 | 2,483 |
| Washington | 25,268 | 1,584 | 1,325 | 2,909 | 542 | 540 | 1,082 |
| Worcester | 18,273 | 2,205 | 1,827 | 4,032 | 1,144 | 1,286 | 2,430 |
| TOTAL | 447,040 | 53,442 | 49,552 | 102,994 | 24,906 | 17,868 | 52,938 |

Table 3: Census Summary for State of Maryland, 1840

| County | Total Population | Free Black Males | Free Black Females | Total Free Blacks | Male Slaves | Female Slaves | Total Slaves |
|------------------------|------------------|------------------|--------------------|-------------------|---------------|---------------|---------------|
| Allegany | 15,690 | 113 | 102 | 215 | 374 | 438 | 812 |
| Anne Arundel | 29,532 | 2,513 | 2,570 | 5,083 | 5,179 | 4,640 | 9,819 |
| Baltimore County | 134,379 | 8,963 | 12,490 | 21,453 | 3,473 | 4,122 | 7,595 |
| Calvert | 9,229 | 722 | 752 | 1,474 | 2,104 | 2,066 | 4,170 |
| Caroline | 7,806 | 861 | 859 | 1,720 | 397 | 355 | 752 |
| Carroll | 17,241 | 450 | 448 | 898 | 596 | 526 | 1,122 |
| Cecil | 17,232 | 1,318 | 1,233 | 2,551 | 708 | 644 | 1,352 |
| Charles | 16,023 | 401 | 418 | 819 | 4,615 | 4,567 | 9,182 |
| Dorchester | 18,843 | 1,925 | 2,062 | 3,987 | 2,216 | 2,011 | 4,227 |
| Frederick | 36,405 | 1,443 | 1,542 | 2,985 | 2,361 | 2,084 | 4,445 |
| Harford | 17,120 | 1,257 | 1,179 | 2,436 | 1,354 | 1,289 | 2,643 |
| Kent | 10,842 | 1,275 | 1,216 | 2,491 | 1,517 | 1,218 | 2,735 |
| Montgomery | 15,456 | 646 | 667 | 1,313 | 2,690 | 2,445 | 5,135 |
| Prince George's | 19,539 | 585 | 495 | 1,080 | 5,414 | 5,222 | 10,636 |
| Queen Anne's | 12,633 | 1,308 | 1,233 | 2,541 | 2,088 | 1,872 | 3,960 |
| Somerset | 19,508 | 1,240 | 1,406 | 2,646 | 2,863 | 2,514 | 5,377 |
| St. Mary's | 13,224 | 699 | 694 | 1,393 | 2,926 | 2,835 | 5,761 |
| Talbot | 12,090 | 1,170 | 1,170 | 2,340 | 1,907 | 1,780 | 3,687 |
| Washington | 28,850 | 772 | 808 | 1,580 | 1,288 | 1,258 | 2,546 |
| Worcester | 18,377 | 1,526 | 1,547 | 3,073 | 1,889 | 1,650 | 3,539 |
| TOTAL | 470,019 | 29,187 | 32,891 | 62,078 | 45,959 | 43,536 | 89,495 |

| Table 4: Census Summary for State of Maryland, 1850 | | | | | | | |
|---|------------------|------------------|--------------------|-------------------|---------------|---------------|---------------|
| County | Total Population | Free Black Males | Free Black Females | Total Free Blacks | Male Slaves | Female Slaves | Total Slaves |
| Allegany | 22,769 | 186 | 226 | 412 | 311 | 413 | 724 |
| Anne Arundel | 32,393 | 2,338 | 2,264 | 4,602 | 5,939 | 5,310 | 11,249 |
| Baltimore County | 210,646 | 12,633 | 16,442 | 29,075 | 2,864 | 3,854 | 6,718 |
| Calvert | 9,646 | 732 | 798 | 1,530 | 2,238 | 2,248 | 4,486 |
| Caroline | 9,692 | 1,378 | 1,410 | 2,788 | 416 | 392 | 808 |
| Carroll | 20,616 | 476 | 498 | 974 | 499 | 476 | 975 |
| Cecil | 18,939 | 1,371 | 1,252 | 2,623 | 414 | 430 | 844 |
| Charles | 16,162 | 455 | 458 | 913 | 5,009 | 4,575 | 9,584 |
| Dorchester | 18,877 | 1,851 | 1,997 | 3,848 | 2,177 | 2,105 | 4,282 |
| Frederick | 40,987 | 1,824 | 1,936 | 3,760 | 1,983 | 1,930 | 3,913 |
| Harford | 19,356 | 1,427 | 1,350 | 2,777 | 1,060 | 1,106 | 2,166 |
| Kent | 11,386 | 1,572 | 1,571 | 3,143 | 1,412 | 1,215 | 2,627 |
| Montgomery | 15,860 | 632 | 679 | 1,311 | 2,632 | 2,482 | 5,114 |
| Prince George's | 21,549 | 554 | 584 | 1,138 | 5,929 | 5,581 | 11,510 |
| Queen Anne's | 14,484 | 1,597 | 1,681 | 3,278 | 2,230 | 2,040 | 4,270 |
| Somerset | 22,456 | 1,741 | 1,742 | 3,483 | 2,930 | 2,658 | 5,588 |
| St. Mary's | 13,698 | 806 | 827 | 1,633 | 2,993 | 2,849 | 5,842 |
| Talbot | 13,811 | 1,279 | 1,314 | 2,593 | 2,144 | 1,990 | 4,134 |
| Washington | 30,848 | 854 | 974 | 1,828 | 967 | 1,123 | 2,090 |
| Worcester | 18,859 | 1,486 | 1,528 | 3,014 | 1,797 | 1,647 | 3,444 |
| TOTAL | 583,034 | 35,192 | 39,531 | 74,723 | 45,944 | 44,424 | 90,368 |

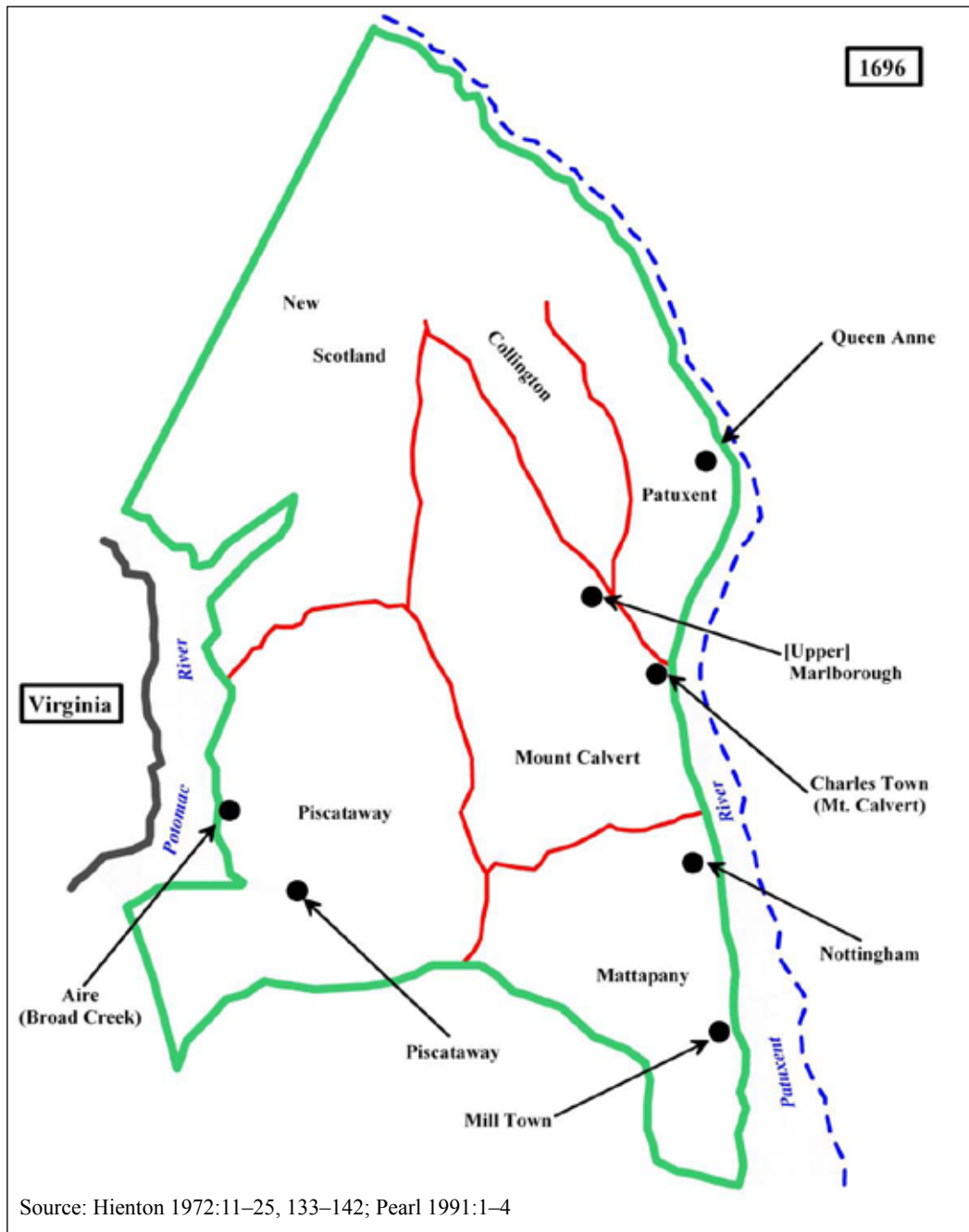
Table 5: Census Summary for State of Maryland, 1860.

| County | Total Population | Free Black Males | Free Black Females | Total Free Blacks | Male Slaves | Female Slaves | Total Slaves | Total Slave holders |
|------------------------|------------------|------------------|--------------------|-------------------|---------------|---------------|---------------|---------------------|
| Allegany | 28,348 | 224 | 243 | 467 | 290 | 376 | 666 | 187 |
| Anne Arundel | 23,900 | 2,501 | 2,363 | 4,864 | 3,937 | 3,395 | 7,332 | 801 |
| Baltimore County | 54,135 | 2,153 | 2,078 | 4,231 | 1,617 | 1,565 | 3,182 | 756 |
| Baltimore City | 212,418 | 10,346 | 15,334 | 25,680 | 677 | 1,541 | 2,218 | 1,296 |
| Calvert | 10,447 | 908 | 933 | 1,841 | 2,329 | 2,280 | 4,609 | 528 |
| Caroline | 11,129 | 1,381 | 1,405 | 2,786 | 377 | 362 | 739 | 190 |
| Carroll | 24,533 | 589 | 636 | 1,225 | 405 | 378 | 783 | 208 |
| Cecil | 23,862 | 1,498 | 1,420 | 2,918 | 467 | 483 | 950 | 172 |
| Charles | 16,517 | 518 | 550 | 1,068 | 4,950 | 4,703 | 9,653 | 817 |
| Dorchester | 20,461 | 2,373 | 2,311 | 4,684 | 2,105 | 2,018 | 4,123 | 754 |
| Frederick | 46,591 | 2,527 | 2,430 | 4,957 | 1,628 | 1,615 | 3,243 | 794 |
| Harford | 23,415 | 1,822 | 1,822 | 3,644 | 876 | 924 | 1,800 | 657 |
| Howard | 13,338 | 663 | 732 | 1,395 | 1,470 | 1,392 | 2,862 | 476 |
| Kent | 13,267 | 1,839 | 1,572 | 3,411 | 1,285 | 1,224 | 2,509 | 611 |
| Montgomery | 18,322 | 790 | 762 | 1,552 | 2,798 | 2,623 | 5,421 | 770 |
| Prince George's | 23,327 | 601 | 597 | 1,198 | 6,513 | 5,966 | 12,479 | 847 |
| Queen Anne's | 15,961 | 1,650 | 1,722 | 3,372 | 2,189 | 1,985 | 4,174 | 573 |
| Somerset | 24,992 | 2,306 | 2,265 | 4,571 | 2,688 | 2,401 | 5,089 | 747 |
| St. Mary's | 15,213 | 932 | 934 | 1,866 | 3,315 | 3,234 | 6,549 | 761 |
| Talbot | 14,795 | 1,505 | 1,459 | 2,964 | 1,887 | 1,838 | 3,725 | 506 |
| Washington | 31,417 | 803 | 874 | 1,677 | 684 | 751 | 1,435 | 398 |
| Worcester | 20,661 | 1,817 | 1,754 | 3,571 | 1,826 | 1,822 | 3,648 | 934 |
| TOTAL | 687,049 | 39,746 | 44,196 | 83,942 | 44,313 | 42,876 | 87,189 | 13,783 |

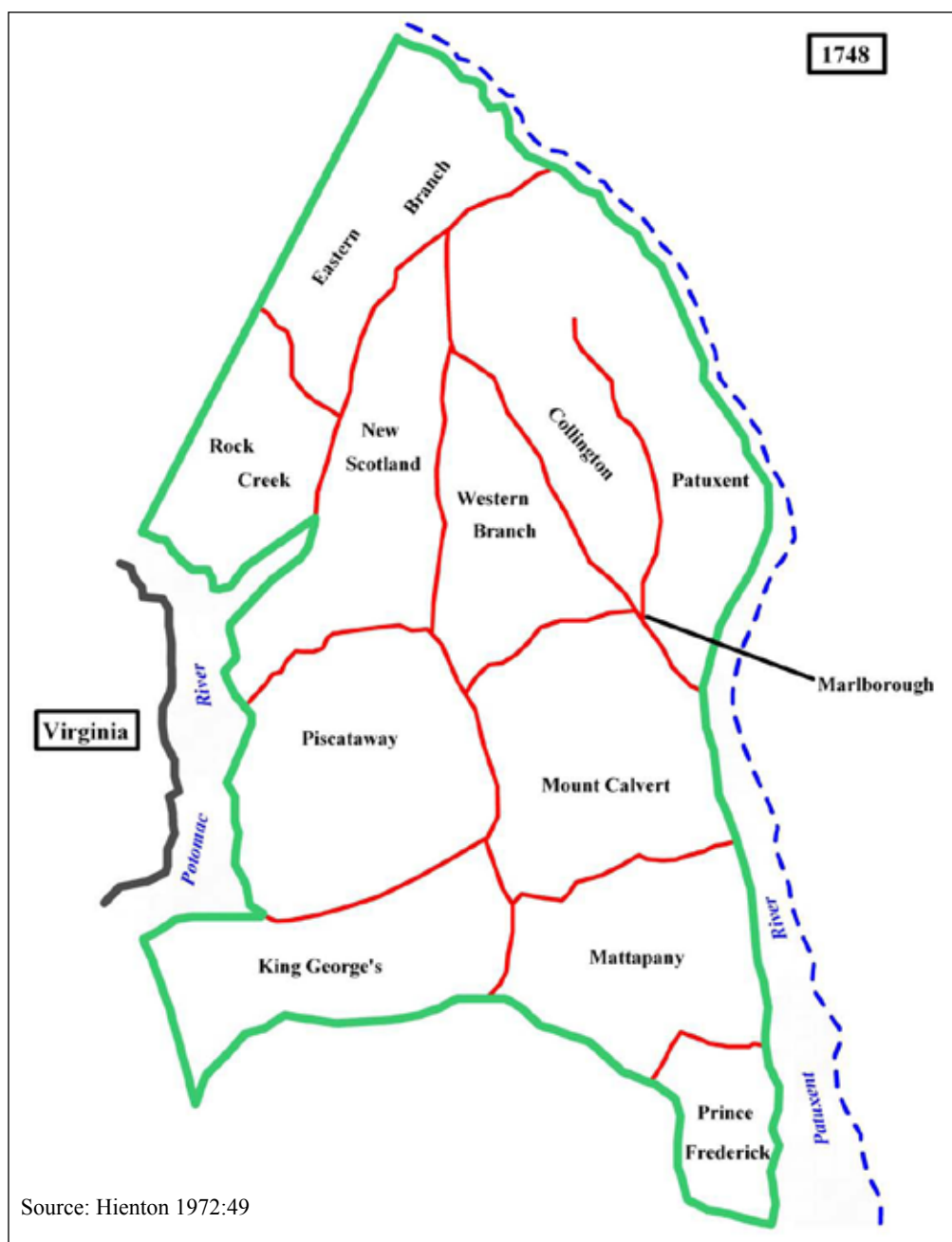
Appendix B: Maps

Maps 1–3, Prince George’s County Hundreds

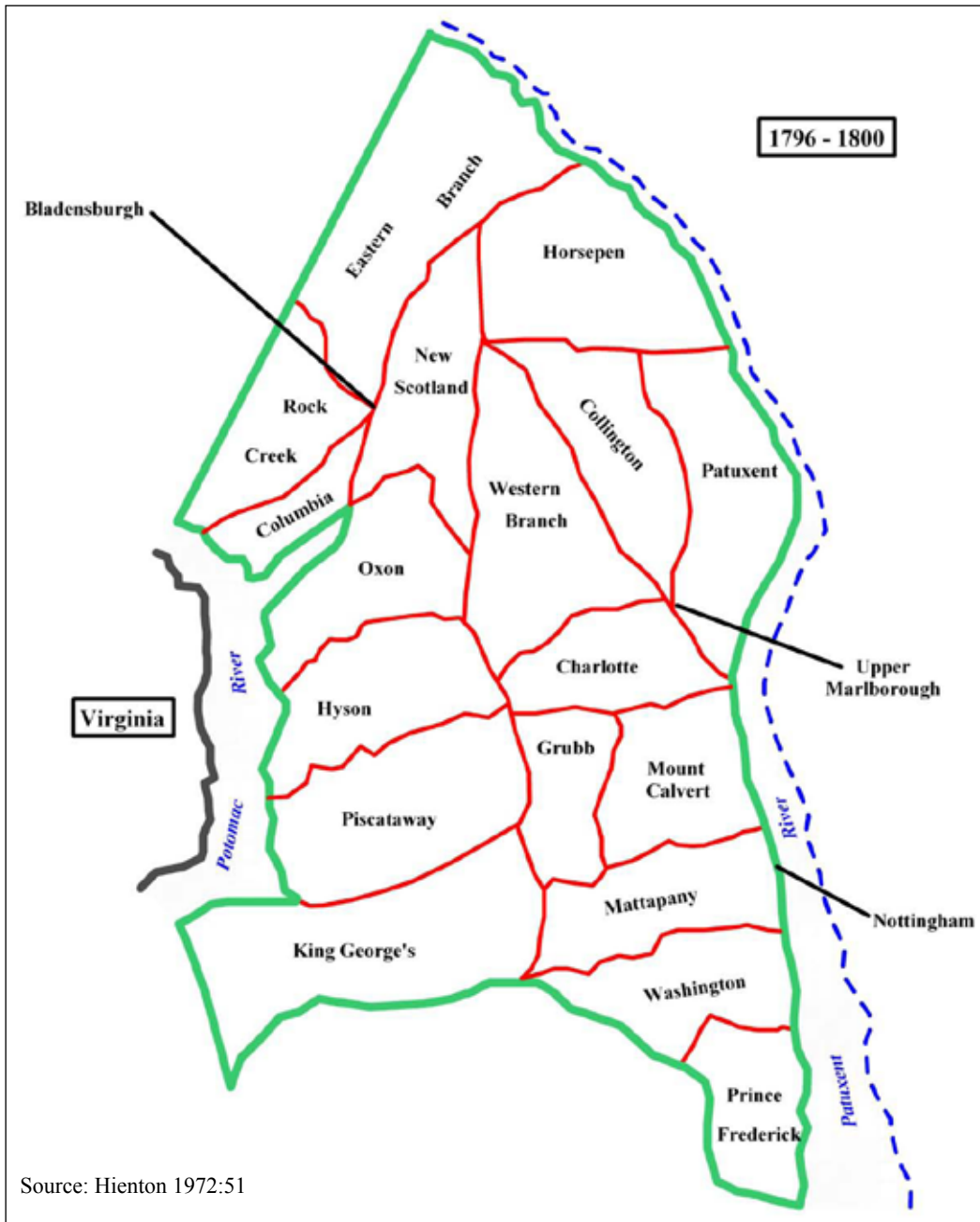
Maps depicting the development of hundreds in Prince George’s County, Maryland from 1696 through 1848 derive exclusively from Prince George’s County Heritage (Heinton 1972). Additional information from “Early Towns in Prince George’s County” (Pearl, 1991) was utilized for Map 1.



Map 1: Prince George's County Showing Hundreds and Port Towns, 1696



Map 2: Prince George's County Showing Hundreds, 1748



Map 3: Prince George's County Showing Hundreds, 1796-1800

Appendix C: Sample Documents

Sample Document 1: Sample Page from Inventory of Richard Keene, 1754 (PG Inventories GS1:1-7; GMU n.d)

Sample Document 2: Sample Page from Inventory of Benjamin Brookes, 1800 (PG Inventories ST4:9 18; GMU n.d)

Sample Document 3: 1790 Census Page for Prince George's County, Maryland*

**Footnote: All census document images downloaded from Ancestry.com
(Subscription Required)*

Sample Document 4: 1800 Census Page for Prince George's County, Maryland

Sample Document 5: 1810 Census Page for Prince George's County, Maryland

Sample Document 6: 1820 Census Page for Prince George's County, Maryland

Sample Document 7: 1840 Census Page for Prince George's County, Maryland

Sample Document 8: 1850 Census Population Schedule Page for Prince George's County, Maryland

Sample Document 9: 1860 Census Population Schedule Page for Prince George's County, Maryland

1796 Done

1758

An additional Inventory of all and singular the Goods Chattels Rights and Credits of E. W. Smith late of Prince Georges County &c. &c.

10 one House Bed £10 12 one pair of old Iron & Dagger £20 6
 20 one pair of Iron 22 12 10 one pair of Iron £3 7 6 one pair of Iron £4 1 0
 10 2 7 7 10 10

The Barwood Road
 Samuel White Esq

On the 31st Day of August 1758 came Archibald Smith and Nathan Smith Executors of William Smith late of Prince Georges County deceased and made Oath on the Holy Evangelists of Almighty God that this is a true & additional Inventory of all and singular the Goods Chattels Rights and Credits of the said Deceased that has come to their hands since the making the former Inventory and that what hath since or shall hereafter come to their hands they will return in a second additional Inventory that they know of no concealment of any part or parcel thereof by any person whatsoever and that if they shall discover any concealment or suspect any to be they will acquaint the Comptroller General for the time being or his Deputy with such Discovery or cause of Suspicion that it may be enquired into and that they will well and truly give an Account of all and every part and parcel of the Deceaseds personal Estate that shall hereafter come to their hands Possession or Knowledge Sworn before
 Henry Tucker Com^r Gen^l

2 sides

Inventory of the Goods Chattels of E. W. Richard Keene late of Prince Georges County Deceased when and appraised by us the Subscribers on the 30th Septem^r & 1st October 1754

| | |
|--|----------|
| 2 Dog hair Sifters | £ 1 12 " |
| 3 Wire Riddles | " 13 6 " |
| 3 Ryeing Sives | " 18 " |
| 2 Womens Saddles & 1 Cloth cover to Ditto | " 9 " |
| 1 pair Welsh Cotton of 88 y ^{ds} | 6 12 " |
| 2 Mens Saddles | 4 10 " |
| 2 Cloth Housings to Ditto | 1 16 " |
| 3 half harness whips | " 12 " |
| 3 womens hood coats | " 14 6 " |
| 1 coarse yarn rug | " 15 " |
| 2 pair Blanketts | 1 13 " |
| 2 Duffie great Coats | 2 5 " |
| 1 Cloth Ditto | 3 " " |
| 11 Lawn Sifters | 1 " " |
| 19 pair Wool cards & 2 pair Tow ditto | 2 1 6 " |
| 3 Quarry Combs & Brushes to Ditto | " 9 9 " |
| 3 Bed Trunks | 3 14 6 " |
| 11 Dog horn Combs | 2 4 " |
| 4 Testaments & 2 Com Bibles | " 15 " |
| 5 Aprons mens & 4 Devotions | " 11 6 " |
| 5 Spinning Wheels & 6 Spatters | " 10 " |
| 4 Com Prayers Gilt | " 14 " |
| 13 horn Books & 6 Rammers | " 3 8 " |
| 14 Mens Casper hats | 0 11 " |
| 2 Boys felt hats | " 3 " |
| 12 ¹ / ₂ Disc thread | 1 9 " |
| 6 Tow Candles wicks | " 7 " |
| 5 Dog 11 Bed Coats | 1 3 " |
| 1 Quarter Gallon St & 2 half Gallon ditto | 1 15 " |

Place of appraisement
 Richard Keene Oct. 1754

Sample Document 1: Sample Page from Inventory of Richard Keene, 1754 (PG Inventories GS1:1-7; GMU n.d)

*An Inventory of the goods Chattels of Benjamin Brookes being
found seized by virtue of a writ under and sent by the
Honble the Justices of the Peace for the County of Prince George 1800*

| <i>Plate</i> | | | |
|---------------------|----------------------------|-----|----|
| 10 | Table Spoons | | |
| 17 | Tea ditto | | |
| 1 | Coffee pot | | |
| 3 | pair Salts | | |
| 1 | Hot Can | | |
| 1 | half Hot Can | | |
| 1 | quart Stand | | |
| 2 | Butter boats with Spoons | | |
| 1 | pair Sugar Tongs | | |
| 1 | Marrow Spoon | | |
| 1 | Soup Spoon | | |
| 2 | French Strainers | | |
| 1 | Cream pot | | |
| <i>French Plate</i> | | | |
| 1 | large Master | 30 | |
| 1 | smaller ditto | 20 | |
| 1 | pair Salts | 8 | |
| 1 | Butter boat Stand | 6 | |
| 1 | ditto ditto | 6 | |
| 1 | pair of Tongs or Tongs | 20 | |
| 1 | pair Candle Sticks | 22 | |
| 1 | pair ditto | 22 | |
| <i>China</i> | | | |
| 3 | large enameled deep plates | 1 | 66 |
| 6 | small ditto ditto | 1 | 44 |
| 9 | large ditto shallow | 1 | 46 |
| 6 | small ditto ditto | 1 | 57 |
| 2 | ditto blue & white | 1 | 10 |
| 1 | large enameled ditto | 1 | 56 |
| 1 | smaller ditto | 1 | — |
| 2 | ditto ditto | 1 | 66 |
| 1 | ditto ditto | 1 | 47 |
| 4 | ditto ditto | 2 | — |
| | | 326 | 65 |
| <i>Candlesticks</i> | | | |

Sample Document 2: Sample Page from Inventory of Benjamin Brookes, 1800(PG Inventories ST4:9-18; GMU n.d)

298

| Heads of Families | The white heads of the white families and Negroes | The white heads of the white families | The white heads of the white families | All others | Slaves | Total |
|----------------------|---|---------------------------------------|---------------------------------------|------------|--------|--------|
| Landon John C. W. | 1372 | 1236 | 2652 | 75 | 6319 | 11,447 |
| Landale Richard | 1 | 2 | 2 | | 11 | 16 |
| Landon Samuel | 2 | | 4 | | 6 | 12 |
| Love Line Jacob | 1 | 2 | 1 | | | 4 |
| Laurie Gavin | 1 | | 1 | | 1 | 3 |
| Louis Ephraim | 4 | 2 | 1 | | 3 | 10 |
| Lucas John | 1 | 1 | 5 | | 1 | 8 |
| Lamar Robert | 4 | | 3 | | 8 | 15 |
| Lusk John | 2 | 3 | | | | 10 |
| Lyles Thomas | 1 | | 3 | | | 10 |
| Lowe Barbara | 1 | 2 | 1 | | | 4 |
| Lang Francis | | | | | | 4 |
| Lemon John | 1 | 2 | 2 | | 2 | 7 |
| Lingham James | 1 | | | | 4 | 5 |
| Lenny Charles | 1 | | 3 | | | 4 |
| Lithman John | 1 | 3 | 3 | | 2 | 9 |
| Landale Henry | 1 | | 1 | | | 2 |
| Lemon John | 1 | | | | | 1 |
| Lovelace Luke | 2 | 1 | 5 | | | 8 |
| Louis Hugh | 2 | | 2 | | | 4 |
| Lewis Thomas (Widow) | 1 | | 2 | | | 3 |
| Lewis Elizabeth | 2 | | 3 | | | 5 |
| Lowe William | 1 | 1 | 3 | | | 5 |
| Landon Richd | 1 | | 1 | | | 2 |
| Leeper George | 2 | | | | 3 | 5 |
| Landon Arthur | 1 | 2 | 3 | | 10 | 12 |
| Landon Simon | 1 | 2 | 2 | | | 5 |
| Luke Ann Wm | 1 | 1 | 2 | | | 4 |
| Lee Mr. Tom's Widow | | | | | 49 | 59 |
| Louise John Ed. | 2 | 3 | 5 | | 36 | 36 |
| Letchworth Matthew | 1 | | 2 | | 8 | 11 |
| Ladyman Lewis | 1 | | 2 | | | 3 |
| Letch Benjamin | 3 | 1 | 5 | | 2 | 11 |
| Louise Alexander | 3 | 4 | 3 | | | 6 |
| Louise Michael Sr. | 3 | 2 | 2 | | 2 | 9 |
| Lyles William | 2 | 4 | 6 | | | 12 |
| | 1625 | 1274 | 2535 | 70 | 6574 | 11,070 |

Sample Document 3: 1790 Census Page for Prince George's County, Maryland*

*Footnote: All census document images downloaded from Ancestry.com (Subscription Required)

530

32

| Name | 68 | 69 | 70 | 71 | 72 | 73 | 74 | 75 | 76 | 77 | 78 | 79 | 80 | 81 | 82 | 83 | 84 | 85 |
|----------------|----|----|----|----|----|----|----|----|----|----|----|----|----|----|----|----|----|----|
| Broughtt, Edw. | 1 | | | | | | | | | | | | | | | | | |
| L. Weston | | | | | | | | | | | | | | | | | | |
| H. A. Carter | | | | | | | | | | | | | | | | | | |
| B. Carr | 2 | | | | | | | | | | | | | | | | | |
| J. W. Washburn | 1 | | | | | | | | | | | | | | | | | |
| Edw. Burgess | | | | | | | | | | | | | | | | | | |
| J. L. Hardy | | 2 | | | | | | | | | | | | | | | | |
| Henry Hardy | | | | | | | | | | | | | | | | | | |
| J. L. Washburn | 2 | | | | | | | | | | | | | | | | | |
| Edw. B. Carter | | | | | | | | | | | | | | | | | | |
| R. Burgess | | | | | | | | | | | | | | | | | | |
| Wm. Thorne | | | | | | | | | | | | | | | | | | |
| David Loker | 2 | | | | | | | | | | | | | | | | | |
| H. Payne | | | | | | | | | | | | | | | | | | |
| Thomas Talbot | | | | | | | | | | | | | | | | | | |
| Edw. B. Carter | | | | | | | | | | | | | | | | | | |
| Henry Freeman | | | | | | | | | | | | | | | | | | |
| Robert Hardy | | | | | | | | | | | | | | | | | | |
| Edw. Hill | | | | | | | | | | | | | | | | | | |
| John Herbert | | | | | | | | | | | | | | | | | | |
| Wm. Swain | | | | | | | | | | | | | | | | | | |
| Wm. Swan | | | | | | | | | | | | | | | | | | |
| Wm. Swan | | | | | | | | | | | | | | | | | | |
| Wm. Swan | | | | | | | | | | | | | | | | | | |
| J. S. Reg | | | | | | | | | | | | | | | | | | |

Sample Document 5: 1810 Census Page for Prince George’s County, Maryland

The number of Persons within my Division, consisting of 5051, appears in a Schedule hereto annexed, subscribed by me, this first day of December in the year one thousand eight hundred and twenty.

Jurius Forrest
 Assistant to the Marshal of Maryland

Schedule of the whole number of Persons within the Division allotted to Jurius Forrest

| Name of the County, Precinct, Township, Town or City, where the Family resides | Name of Head of Family | From White Males | | | | | From White Females | | | | | From Colored Persons | | | | | All other persons except slaves not taxed | | | | |
|--|------------------------|------------------|----------|----------|----------|------------|--------------------|----------|----------|----------|------------|----------------------|----------|----------|----------|------------|---|---|---|---|---|
| | | Under 10 | 10 to 15 | 15 to 20 | 20 to 25 | 25 or over | Under 10 | 10 to 15 | 15 to 20 | 20 to 25 | 25 or over | Under 10 | 10 to 15 | 15 to 20 | 20 to 25 | 25 or over | | | | | |
| | 200 | | | | | | | | | | | | | | | | | | | | |
| | | 1 | 1 | 1 | 1 | 1 | 1 | 1 | 1 | 1 | 1 | 1 | 1 | 1 | 1 | 1 | 1 | 1 | 1 | 1 | 1 |
| Prince George's County, Milledune | George | | | | | | | | | | | | | | | | | | | | |
| | William Beames | | | | | | | | | | | | | | | | | | | | |
| | David Correyson | | | | | | | | | | | | | | | | | | | | |
| | Thomas D. Major | | | | | | | | | | | | | | | | | | | | |
| | James Mays | | | | | | | | | | | | | | | | | | | | |
| | Thomas Sydnor | | | | | | | | | | | | | | | | | | | | |
| | Richd H. Scott | | | | | | | | | | | | | | | | | | | | |
| | Johnson Taylor | | | | | | | | | | | | | | | | | | | | |
| | David Bowling | | | | | | | | | | | | | | | | | | | | |
| | John Clayton | | | | | | | | | | | | | | | | | | | | |
| | Benjamin Lee | | | | | | | | | | | | | | | | | | | | |
| | Flucius Mow | | | | | | | | | | | | | | | | | | | | |
| | Joseph Fowler | | | | | | | | | | | | | | | | | | | | |
| | Thomas Burns | | | | | | | | | | | | | | | | | | | | |
| | Eleanor Perkins | | | | | | | | | | | | | | | | | | | | |
| | Alexander McCall | | | | | | | | | | | | | | | | | | | | |
| | Martin Howard | | | | | | | | | | | | | | | | | | | | |
| | John Littleton | | | | | | | | | | | | | | | | | | | | |
| | John B. Jones | | | | | | | | | | | | | | | | | | | | |
| | John A. Hill | | | | | | | | | | | | | | | | | | | | |

Sample Document 6: 1820 Census Page for Prince George's County, Maryland

51

①

SCHEDULE of the whole number of persons within the division allotted to *Thos. S. Evers*

| NAME OF HEADS OF FAMILIES | FREE WHITE PERSONS, INCLUDING HEADS OF FAMILIES | | | | | | | | | | FREE COLORED PERSONS | | | | | | | | | |
|---------------------------|---|-------|-------|-------|-------|-------|-------|-------|-------|-------|----------------------|-------|-------|-------|-------|-------|-------|-------|-------|---------|
| | 5-9 | 10-14 | 15-19 | 20-24 | 25-29 | 30-34 | 35-39 | 40-44 | 45-49 | 50-54 | 55-59 | 60-64 | 65-69 | 70-74 | 75-79 | 80-84 | 85-89 | 90-94 | 95-99 | 100-104 |
| <i>Chas. G. T. White</i> | 1 | 1 | 1 | 1 | 1 | 1 | 1 | 1 | 1 | 1 | 1 | 1 | 1 | 1 | 1 | 1 | 1 | 1 | 1 | |
| <i>William H. Taylor</i> | 1 | 1 | 1 | 1 | 1 | 1 | 1 | 1 | 1 | 1 | 1 | 1 | 1 | 1 | 1 | 1 | 1 | 1 | 1 | |
| <i>Wm. S. Lewis</i> | 1 | 1 | 1 | 1 | 1 | 1 | 1 | 1 | 1 | 1 | 1 | 1 | 1 | 1 | 1 | 1 | 1 | 1 | 1 | |
| <i>John W. G. Taylor</i> | 1 | 1 | 1 | 1 | 1 | 1 | 1 | 1 | 1 | 1 | 1 | 1 | 1 | 1 | 1 | 1 | 1 | 1 | 1 | |
| <i>John W. G. Taylor</i> | 1 | 1 | 1 | 1 | 1 | 1 | 1 | 1 | 1 | 1 | 1 | 1 | 1 | 1 | 1 | 1 | 1 | 1 | 1 | |
| <i>Richard Taylor</i> | 1 | 1 | 1 | 1 | 1 | 1 | 1 | 1 | 1 | 1 | 1 | 1 | 1 | 1 | 1 | 1 | 1 | 1 | 1 | |
| <i>Geo. P. Taylor</i> | 1 | 1 | 1 | 1 | 1 | 1 | 1 | 1 | 1 | 1 | 1 | 1 | 1 | 1 | 1 | 1 | 1 | 1 | 1 | |
| <i>John P. Taylor</i> | 1 | 1 | 1 | 1 | 1 | 1 | 1 | 1 | 1 | 1 | 1 | 1 | 1 | 1 | 1 | 1 | 1 | 1 | 1 | |
| <i>John P. Taylor</i> | 1 | 1 | 1 | 1 | 1 | 1 | 1 | 1 | 1 | 1 | 1 | 1 | 1 | 1 | 1 | 1 | 1 | 1 | 1 | |
| <i>John P. Taylor</i> | 1 | 1 | 1 | 1 | 1 | 1 | 1 | 1 | 1 | 1 | 1 | 1 | 1 | 1 | 1 | 1 | 1 | 1 | 1 | |
| <i>John P. Taylor</i> | 1 | 1 | 1 | 1 | 1 | 1 | 1 | 1 | 1 | 1 | 1 | 1 | 1 | 1 | 1 | 1 | 1 | 1 | 1 | |
| <i>John P. Taylor</i> | 1 | 1 | 1 | 1 | 1 | 1 | 1 | 1 | 1 | 1 | 1 | 1 | 1 | 1 | 1 | 1 | 1 | 1 | 1 | |
| <i>John P. Taylor</i> | 1 | 1 | 1 | 1 | 1 | 1 | 1 | 1 | 1 | 1 | 1 | 1 | 1 | 1 | 1 | 1 | 1 | 1 | 1 | |
| <i>John P. Taylor</i> | 1 | 1 | 1 | 1 | 1 | 1 | 1 | 1 | 1 | 1 | 1 | 1 | 1 | 1 | 1 | 1 | 1 | 1 | 1 | |
| <i>John P. Taylor</i> | 1 | 1 | 1 | 1 | 1 | 1 | 1 | 1 | 1 | 1 | 1 | 1 | 1 | 1 | 1 | 1 | 1 | 1 | 1 | |

Sample Document 7: 1840 Census Page for Prince George's County, Maryland

72
174
SCHEDULE I.—Free Inhabitants in Princess Anne District No 1 in the County of Prince George State
of Maryland enumerated by me, on the 31st day of August 1850. Geo. H. Merriell Ass't Marshal

| 1 | 2 | 3 | 4 | | | 7 | 8 | 9 | 10 | | | 13 |
|---|-----|----------------|-----|-----|--|----------|---|--|------|--------|----|----|
| | | | Age | Sex | Color | | | | Male | Female | 10 | |
| The Name of every Person whose usual place of abode on the first day of June, 1850, was in this Family. | | DESCRIPTION. | | | Profession, Occupation, or Trade of each Male Person over 15 years of age. | | Place or Birth, Naming the State, Territory, or County. | Whether within the year last ended the person was blind, deaf and dumb, insane, idiotic, pauper, or convict. | | | | |
| 752 | 751 | E. Grimes | 26 | F | | | Maryland | | | | | |
| | | Yon A. Grimes | 11 | M | | | " | | | | | |
| | | Wm. Grimes | 7 | M | | | " | | | | | |
| | | Ann. Grimes | 5 | F | | | " | | | | | |
| | | E. Grimes | 2 | F | | | " | | | | | |
| 753 | 753 | Thos. Day | 45 | M | | Farmer | " | | | | | |
| | | Mary E. Day | 30 | F | | | " | | | | | |
| | | Thos. Day | 16 | M | | | " | | | | | |
| | | Leah Day | 11 | F | | | " | | | | | |
| | | Wm. Day | 7 | M | | | " | | | | | |
| | | E. Day | 7 | F | | | " | | | | | |
| | | Das Day | 3 | F | | | " | | | | | |
| | | Frank. Day | 6 | F | | | " | | | | | |
| 754 | 754 | John Ryden | 27 | M | | Labourer | " | | | | | |
| | | Gilly Ryden | 20 | F | | | " | | | | | |
| | | Wm. Ryden | 12 | M | | | " | | | | | |
| 755 | 755 | Geo. Talbot | 44 | M | | Plaster | 2500 | " | | | | |
| | | Lucy Talbot | 41 | F | | | " | | | | | |
| 756 | 756 | Francis Edelen | 67 | M | | Plaster | 1400 | " | | | | |
| 757 | 757 | Thos. Biggs | 40 | M | | Labourer | | " | | | | |
| | | Mary Biggs | 30 | F | | | " | | | | | |
| | | Susan Biggs | 3 | F | | | " | | | | | |
| | | E. Biggs | 1/2 | F | | | " | | | | | |
| | | Geo. Gray | 11 | M | | | " | | | | | |
| | | B. Biggs | 70 | F | | | " | | | | | |
| 758 | 758 | Henry Jones | 52 | M | B | | | " | | | | |
| | | E. Jones | 52 | F | B | | | " | | | | |
| | | Walter Jones | 21 | M | B | | | " | | | | |
| | | Henry Jones | 19 | M | B | | | " | | | | |
| 759 | 759 | Henry Marlowe | 2 | M | B | | | " | | | | |
| | | Mary Marlowe | 24 | F | B | | | " | | | | |
| | | Geo. Marlowe | 4 | M | B | | | " | | | | |
| | | Henry Marlowe | 2 | M | B | | | " | | | | |
| | | John Marlowe | 1 | M | B | | | " | | | | |
| 760 | 760 | Wm. Carroll | 30 | M | | Labourer | | " | | | | |
| | | E. Carroll | 26 | F | | | | " | | | | |
| | | Wm. Carroll | 6 | M | | | | " | | | | |
| | | Susan Carroll | 4 | F | | | | " | | | | |
| | | Wm. Carroll | 1/2 | M | | | | " | | | | |
| | | Abdy Paper | 67 | F | | | | " | | | | |
| | | Johns Kirby | 35 | F | | | | " | | | | |
| 761 | 761 | J. C. Badger | 26 | M | B | | | " | | | | |

Sample Document 8: 1850 Census Population Schedule Page for Prince George's County, Maryland

SCHEDULE 1. Free Inhabitants in 9th Collection District in the County of Prince George State of Maryland enumerated by me, on the 14th day of Sept 1860. Edw. McClinton Ass't Marshal. Post Office Summitville.

| 1 | 2 | 3 | DESCRIPTION | | | 7 | VALUE OF REAL ESTATE | | 10 | 11 | 12 | 13 | 14 |
|-----|-----|----------------|-------------|-----|-------|-----------|----------------------|--------------------------|-------|-----|----|----|----|
| | | | Age | Sex | Color | | Value of Real Estate | Value of Personal Estate | | | | | |
| 617 | 617 | Maria Lady | 20 | F | | Planter ✓ | | 100 | | Med | | | |
| | | Louise | 25 | F | | | | | | | | | |
| | | Richard | 16 | M | | | | | | | | | |
| | | Elysa | 30 | F | | | | | | | | | |
| | | Thomas | 7 | M | | | | | | | | 1 | |
| | | William | 8 | M | | | | | | | | 1 | |
| | | Eden | 4 | M | | | | | | | | | |
| | | Elysa | 7 1/2 | F | | | | | | | | | |
| 619 | 619 | Maria Lady | 26 | F | | Planter ✓ | | 100 | | | | | |
| | | Ann | 25 | F | | | | | | | | | |
| | | Ada | 7 | F | | | | | | | | | |
| | | Priscilla | 4 | F | | | | | | | | | |
| 620 | 620 | Susan Payne | 47 | F | | | | 11000 | 22000 | | | | |
| | | Wm | 30 | M | | | | 6000 | | | | | |
| | | William | 21 | M | | | | 4000 | | | | | |
| | | Robert | 12 | M | | | | | | | | 1 | |
| | | Stephanie | 15 | F | | | | | | | | 1 | |
| | | John B. B. | 12 | M | | | | | | | | 1 | |
| 621 | 621 | Richard Payne | 48 | M | | 1 0 1 | | 2000 | 4000 | | | | 1 |
| 622 | 622 | John G. Adams | 59 | M | | | | | | | | | |
| | | Mary | 32 | F | | | | | | | | | |
| | | Elizabeth | 16 | F | | | | | | | | 1 | |
| | | Mary | 15 | F | | | | | | | | 1 | |
| | | Abner | 14 | M | | | | | | | | 1 | |
| | | John | 13 | M | | | | | | | | 1 | |
| | | Virginia | 9 | F | | | | | | | | 1 | |
| | | Thomas | 8 | M | | | | | | | | 1 | |
| | | Ann | 4 | F | | | | | | | | | |
| 623 | 623 | Marshall Peter | 57 | M | | Planter ✓ | | | | | | | 1 |
| | | Joseph | 40 | M | | | | | | | | | 1 |
| | | John | 12 | M | | | | | | | | | |
| 624 | 624 | Amos Holcomb | 40 | M | | Planter ✓ | | 500 | 100 | | | | |
| | | Elizabeth | 34 | F | | | | | | | | | 1 |
| | | James | 19 | M | | | | | | | | | |
| | | Elizabeth | 16 | F | | | | | | | | | |
| | | Amos | 15 | M | | | | | | | | | |
| | | Mary | 12 | F | | | | | | | | | |
| | | John | 11 | M | | | | | | | | | |
| | | Joseph | 7 | M | | | | | | | | | |
| | | Charles | 1 | M | | | | | | | | | |

No. white males, 27 No. school males, _____ No. foreign born, _____ No. blind, _____ 75,500 72,500 No. insane, _____
 No. white females, 19 No. colored females, _____ No. deaf and dumb, _____ No. lame, _____ 46,300 No. pauper, _____
 48

Sample Document 9: 1860 Census Population Schedule Page for Prince George's County, Maryland